



Pushing Performance



**UL 508**

People | Power | Partnership

**Connectivity Solutions for  
UL 508 Applications under UL 2237**

---

## Transforming customer wishes into concrete solutions



The HARTING Technology Group is skilled in the fields of electrical, electronic and optical connection, transmission and networking, as well as in manufacturing, mechatronics and software creation. The Group uses these skills to develop customized solutions and products such as connectors for energy and data transmission applications including, for example, mechanical engineering, rail technology, wind energy plants, factory automation and the telecommunications sector. In addition, HARTING also produces electro-magnetic components for the automobile industry and offers solutions in the field of Enclosures and Shop Systems.

The HARTING Group currently comprises 36 subsidiary companies and worldwide distributors employing a total of approximately 3,500 staff.



HARTING Subsidiary company



HARTING Representatives

### **We aspire to top performance.**

Connectors ensure functionality. As core elements of electrical and optical wiring, connection and infrastructure technologies, they are essential in enabling the modular construction of devices, machines and systems across a very wide range of industrial applications. Their reliability is a crucial factor guaranteeing smooth functioning in the manufacturing area, in telecommunications, applications in medical technology – in fact, connectors are at work in virtually every conceivable application area. Thanks to the consistent further development of our technologies, customers enjoy investment security and benefit from durable, long term functionality.

### **Always at hand, wherever our customers may be.**

Increasing industrialization is creating growing markets characterized by widely diverging demands and requirements. The search for perfection, increasingly efficient processes and reliable technologies is a common factor in all sectors across the globe.

HARTING is providing these technologies – in Europe, America and Asia. The HARTING professionals at our international subsidiaries engage in close, partnership based interaction with our customers, right from the very early product development phases, in order to realize customer demands and requirements in the best possible manner.

Our people on location form the interface to the centrally coordinated development and production departments. In this way, our customers can rely on consistently high, superior product quality – worldwide.

### **Our claim: pushing performance.**

HARTING provides more than optimally attuned components. In order to serve our customers with the best possible solutions, HARTING is able to contribute a great deal more and play a closely integrative role in the value creation process.

From ready assembled cables through to control racks or ready-to-go control desks: Our aim is to generate the maximum benefits for our customers – without compromise!

### **Quality creates reliability – and warrants trust.**

The HARTING brand stands for superior quality and reliability – worldwide. The standards we set are the result of consistent, stringent quality management that is subject to regular certifications and audits.

EN ISO 9001, the EU Eco-Audit and ISO 14001:2004 are key elements here. We take a proactive stance to new requirements, which is why HARTING ranks among the first companies worldwide to have obtained the new IRIS quality certificate for rail vehicles.



**HARTING technology creates added value for customers.**

Technologies by **HARTING** are at work worldwide. **HARTING's** presence stands for smoothly functioning systems, powered by intelligent connectors, smart infrastructure solutions and mature network systems. In the course of many years of close, trust-based cooperation with its customers, the **HARTING** Technology Group has advanced to one of the worldwide leading specialists for connector technology. Extending beyond the basic functionalities demanded, we offer individual customers specific and innovative solutions. These tailored solutions deliver sustained effects, provide investment security and enable customers to achieve strong added value.

**Opting for HARTING opens up an innovative, complex world of concepts and ideas.**

In order to develop connectivity and network solutions serving an exceptionally wide range of connector applications and task scopes in a professional and cost optimized manner, **HARTING** not only commands the full array of conventional tools and basic technologies. Over and beyond these capabilities, **HARTING** is constantly harnessing and refining its broad base of knowledge and experience to create new solutions that ensure continuity at the same time. In securing this know-how lead, **HARTING** draws on a wealth of sources from both in-house research and the world of applications alike.

Salient examples of these sources of innovative knowledge include microstructure technologies, 3D design and construction technology, as well as high temperature

or ultrahigh frequency applications that are finding use in telecommunications or automation networks, in the automotive industry, or in industrial sensor and actuator applications, RFID and wireless technologies, in addition to packaging and housing made of plastics, aluminum or stainless steel.

**HARTING solutions extend across technology boundaries.**

Drawing on the comprehensive resources of the group's technology pool, **HARTING** devises practical solutions for its customers. Whether this involves industrial networks for manufacturing automation, or hybrid interface solutions for wireless telecommunication infrastructures, 3D circuit carriers with microstructures, or cable assemblies for high-temperature applications in the automotive industry – **HARTING** technologies offer far more than components, and represent mature, comprehensive solutions attuned to individual customer requirements and wishes. The range covers ready-to-use cable configurations, completely assembled backplanes and board system carriers, as well as fully wired and tested control panels.

In order to ensure the future proof design of RF- and EMC-compatible interface solutions, the central **HARTING** laboratory (certified to EN 45001) provides simulation tools, as well as experimental, testing and diagnostics facilities all the way through to scanning electron microscopes. In the selection of materials and processes, lifecycle and environmental aspects play a key role, in addition to product and process capability considerations.

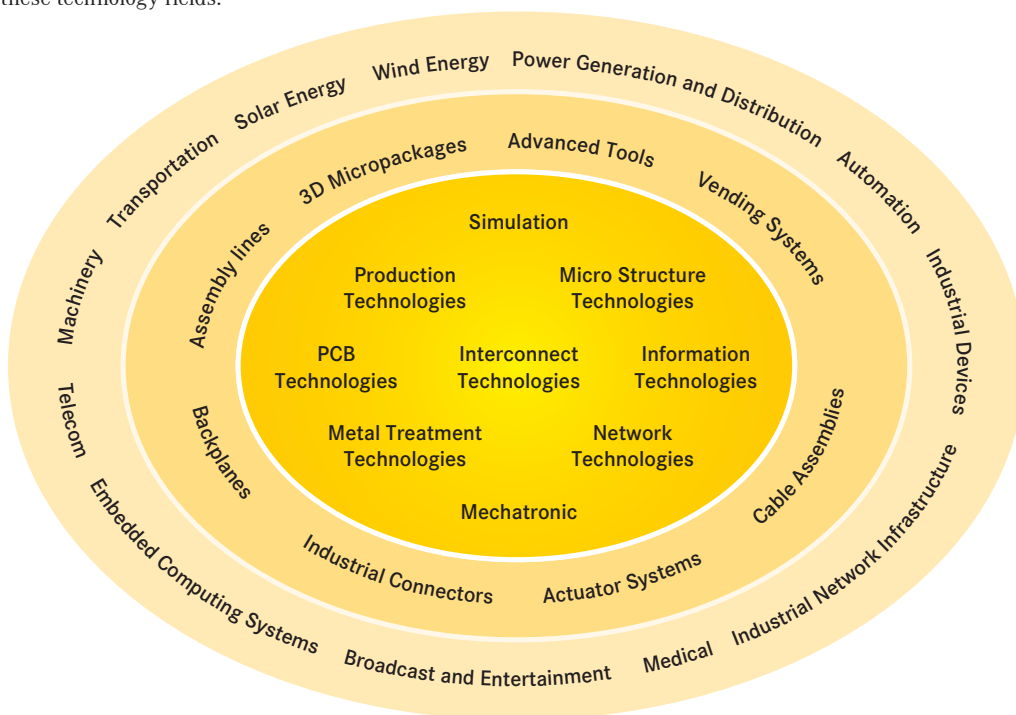




**HARTING knowledge is practical know-how generating synergy effects.**

HARTING commands decades of experience with regard to the applications conditions of connectors in telecommunications, computer and network technologies and medical technologies, as well as industrial automation technologies, such as the mechanical engineering and plant engineering areas, in addition to the power generation industry or the transportation sector. HARTING is highly conversant with the specific application areas in all of these technology fields.

The key focus is on applications in every solution approach. In this context, uncompromising, superior quality is our hallmark. Every new solution found will invariably flow back into the HARTING technology pool, thereby enriching our resources. And every new solution we go on to create will draw on this wealth of resources in order to optimize each and every individual solution. In this way, HARTING is synergy in action.



## Industrial connectors ready for use in North American control cabinets

*HARTING now offers focused product solutions that are fully compliant with the UL 508 (508A, 508C) certification standard for „Industrial Control Equipment“. This represents a significant advance for North American OEMs and anywhere else where UL 508 certification is a practical necessity. It will expand the use of connector-based cable assemblies or components in industrial electrical control cabinets. HARTING has created two possibilities for using its industrial connectors to make electrical connections in UL 508 control panels, switchgear and other control systems. The first is the creation of an extensive range of “UL-Listed”, pre-assembled, connector-based cable assemblies that meet the requirements of UL 2237 (“PVVA” section), a complementary standard to UL 508 that governs multi-point connections of power cables in industrial machinery. The second is made possible through the newly launched “PVVA2” section of UL 2237, which was established by UL at the request of HARTING. It allows for field assembly using individual “UL-Recognized” components. The PVVA2 classification facilitates the use of connectors in a UL 508-certified cabinet, which in turn will deliver benefits throughout all stages of product design, fabrication, testing and commissioning, with enormous time and cost savings over hard-wired connections. HARTING connectors are the only rectangle connectors that have undergone rigorous testing by UL to gain “UL-Recognized” (PVVA2) status, which also makes them suitable for incorporation in PVVA cable assemblies. A wide range of HARTING connectors now have “UL-Recognized” status, and many more HARTING products will be added to both the PVVA and PVVA2 lists in the months and years to come.*

### How does it relate?

Many people in the industry are familiar with the UL 508 standard and both where and how it applies. This has raised the question of how does the UL 2237 specification that our HARTING components are tested to relate to the UL508 specification? In simple terms, the PVVA and PVVA2 category of UL 2237 are the categories and testing methods that are given to industrial connectors for the use in a UL 508 compliant panel. As there are a multitude of different components that can end up being used within, or even on a UL 508 panel, each category of these components has its own testing standards. The UL 2237 standard is the applicable standard for testing of industrial connectors in multi-point interconnection assemblies. The PVVA category is for cable assemblies and the testing of those, where the newly created PVVA2 category is where they test individual components.

### Connectors now have own recognition

UL 508 is the must-have certification standard for electrical control cabinets for OEMs servicing the North American market. Industrial equipment complying with the UL 508 (508A and 508C) standard may only contain components and sub-assemblies whose product groups are listed in Appendix A, „Standards for Components“. That list does not include industrial connectors under ECBT2, which has created a significant hurdle for the use of connector-based assemblies and individual connectors in UL 508-certified electrical panels. Industrial connectors, even those certified under other international certification standards for use in electrical control cabinets, have been relegated in the UL world to historical electrical interface categories such as ECBT2 (using UL 1977 as its base standard). Manufacturers using ECBT2-class connectors to create a UL 508-certified control panel often are subjected to a higher degree of end product testing to prove the safety and reliability of their equipment. The customer's UL field representative will conduct a thorough investigation of the connector application, including the overall electrical transmission path, for possible safety issues. This usually entails extensive testing that adds time, cost and frustration to the customer's effort to bring a new product to market. Even OEMs that make liberal use of connector-based wiring elsewhere in their machine or plant system often take the path of least resistance – hard-wiring connections – in building their control panels.

### Facilitates customer's compliance pathway

HARTING sought to remove this hurdle by shifting the primary UL testing burden from the user to the connector manufacturer. UL agreed to allow HARTING to submit connectors for testing and certification under the UL 2237 standard. UL 2237 describes the North American requirements for cable assemblies used to distribute power in machines. It specifies guidelines for testing the electrical path of industrial connectors, cables, cable glands and fuse elements. Now, once a particular connector or connector-based assembly is tested by UL, it is classified under the PVVA or PVVA2 category of the UL 2237 standard and eligible for use in UL 508 applications in the prescribed manner. Hence, the importance of PVVA and PVVA2. PVVA is reserved for “UL-Listed”, multi-point power transmission cable assemblies. These “UL-Listed” assemblies may be employed without restrictions (for example, without the need for further instructions or testing) within electrical control cabinet applications where UL 508 certification is of concern. The creation of PVVA2 by UL, at HARTING's request, places those ECBT2 connectors that have passed testing by UL on this new list, which designates them as “UL-Recognized” under the PVVA2 category. “UL-Recognized” components under PVVA2 are approved for use in UL 508A (Standard for Industrial Control Panels) applications, with minimal conditions of acceptability. That makes field wiring using “UL-Recognized” HARTING connectors a more practical choice for deployment in industrial control equipment. Users get all the benefits of Plug & Play connectorization, including massive time savings during commissioning and maintenance, which translates into major labor cost savings. The time-consuming process of hard-wiring is eliminated, including the risk of costly wiring errors, which can add further cost and delay to a project. Using only connectors and connector-based assemblies on the UL 2237 lists also helps OEMs and end users eliminate the guess work in managing procurement costs and parts inventories.

## Expanding availability of UL-listed cable assemblies (PVVA)



Of the two approaches for UL-sanctioned connector-based wiring in industrial control equipment, now offered by HARTING, pre-assembled, cable assemblies certainly suffice where they can adequately meet standard application challenges. A PVVA assembly has defined parameters such as wire AWG and has to be tested as such. UL has tested and approved many HARTING connector configurations that are now on the PVVA list. That will allow HARTING to build up an extensive portfolio of standard cable assembly products with the "UL-Listed" designation. (By comparison, competitors in the PVVA space only offer a limited number of overmolded circular type cable assemblies.) A "UL-Listed" cable assembly has to have a part number assigned from the manufacturer and built by a defined manufacturing location, which has to be mentioned in the UL file. HARTING only sells "UL-Listed" cable assemblies it manufactures at HARTING production facilities to assure customers of the strictest quality and UL compliance.

## Introducing approved individual components (PVVA2)

Sometimes, however, project requirements call for something other than a standard cable assembly. As the global leader in industrial connector innovation, HARTING wanted to give customers a simplified and clearly understood pathway for assembling their own connector-based wiring without having to submit to extensive, supplemental testing and proving at their own expense.

HARTING worked actively to win UL approval for the use of connectors as individual components for use with electrical control cabinets. As a result, UL 2237 has recently been expanded to include the "PVVA2" section. This section defines the connector components which are relevant for power distribution, have been subject to rigorous testing by UL, and are allowed under certain specified conditions to be used as part of user-assembled cable assemblies. Utilizing a PVVA2, "UL-Recognized" component reduces the effort required to attain UL 508 certification of the end-use equipment. That certification exercise can be fast-tracked since the traceability and documentation of the "UL-Recognized" component already has been established. The user of such PVVA2 components can count on their performance, and draw confidence in the safety of the overall project from that. PVVA2-listed components must be installed by trained technical professionals following special approval stipulations – the "Conditions of Acceptability" (CoA). Such application requirements may contain both technical and constructive design information. Example: A PVVA2 connector assembly includes the following conditions of acceptability: The power distribution cables should be selected according to the TC-ER declaration and the approved wire AWG cable cross-section choices. Protective devices (fuse types RK5, CC, J or T) must also be used on the cable path. The short circuit current rating (SCCR) for the connector component must also be compared with the requirements of the electrical cabinet.

## HARTING leads the way

HARTING is the first manufacturer to offer this type of component proof, in accordance with the company's existing global designs that have existed for decades. That means the connector components tested and listed by UL have not undergone any changes. The "UL-Recognized" designation is an add-on; customers do not need to change their wiring design because of it. Only HARTING currently offers such "UL-Recognized" components to the marketplace.

This UL testing program has established UL PVVA/PVVA2 approval for the Han® 10 A, 16 A, 32 A, Han® 6 E, 10 E, 16 E, 24 E, 32 E, 48 E, Han® 10 EE, 18 EE, 32 EE, 46 EE, 64 EE, 92 EE, Han 2/0, 3/0, 4/0, 5/0, 7/0, 8/0, 4/2, Han® 6 HsB and Han® Power T's 3xQ 4/2, 3xQ 2/0, 3xQ 5/0 product series. These are all well-proven connectors in HARTING's global catalogue, used by HARTING customers in a wide range of applications, including control cabinets and switchgear certified to other international standards. Availability of these parts is always assured, only now they are eligible for use in electrical control cabinets and other applications where the user is seeking UL 508 certification. The standard Han® E products provide solutions for mid-range power use up to 16 amps and 600 V UL. Han® HsB and Han® Q, however, are intended for the compact transmission of higher currents up to 40 amps and 600 V UL. All of these "UL-Listed" connector product series have passed a rigorous, short circuit current rating (SCCR) test performed by UL on its premises. All passed at a level of 65kA (SCCR). A 65kA rating is more than enough to assure a safe, reliable, long-term service life in most all industrial control panel applications. HARTING opted to test to a 65kA level rather than a lower current level such as 5kA SCCR so as not to limit customers in any way in their use of the company's components. "UL-Recognized" components will be identified by markings consisting of the HARTING identification and catalogue number, model, or other product designation on the product or on its packaging. In addition, they also will bear UL's Recognized Component Mark.

## Quicker initial commissioning of facilities

HARTING is currently the only manufacturer in the world that offers its customers two different options for installing connectors in industrial control applications intended for the North American market. The time needed for testing and commissioning at industrial facilities is then reduced, even while the reliability and quality of the facility improves. Besides this work accomplished for UL approvals, HARTING is actively involved in certifications for many markets around the world. Additional quality certificates are available for HARTING products from testing institutes such as GL, DQS or Veritas.



## Standards

UL 1977	Standard for Component Connectors for Use in Data, Signal, Control and Power Applications
UL 508	Standard for Industrial Control Equipment
UL 508C	Standard for Power Conversion Equipment
UL 508A	Standard for Industrial Control Panels
UL 2237	Outline of Investigation for Multi-Point Interconnection Power Cable Assemblies for Industrial Machinery
UL 2238	Standard for Cable Assemblies and Fittings for Industrial Control and Signal Distribution
UL50	Enclosures for Electrical Equipment, Non-Environmental Considerations



# Create Your UL 2237 cable assembly



Using the smart part numbering system created, you have the ability to customize all of the standard power cable assemblies listed in this catalog. Below is the list of required information needed prior to creating the part number of your cable assembly. To create the part number start on the left hand side "ZZ" and work through all of the options until you end with the cable length on "HIJ."

## Required Information:

- Assembly - Cable assy (single ended), Cable assy (Double ended)
- Wire gauge
- Cable length
- Inserts - series
- Inserts - type / size
- Inserts - gender (male or female)
- Inserts - termination technology
- Hoods - series
- Hoods - material (metal / plastic)
- Hoods - entry (top / side)
- Hoods - locking style

ZZ	XX	ABC	DE	FG	HIJ
ZZ = code for manufacturing location	XX = assembly and gender	A = series (insert) BC = number of contacts	D = termination technology and cable E = AWG	F = series (hood) and material G = type / entry / locking style / thread size	Cable length in meters H = tens of meters I = single meters J = tenth of a meter

Position: ZZ	Position: XX	Position: A	Position: D	Position: F	Position: HIJ
73 = USA	83 = Male cable assy (single ended) 84 = Female cable assy (single ended) 87 = Cable assy male/female (double ended)	A = Han A® E = Han E® F = Han® EE H = Han® HsB Q = Han® Q  <b>Position: BC</b> 01 = One 02 = Two 03 = Three 04 = Four 06 = Six 10 = Ten ... 48 = Forty-eight	1 = Crimp with standard TC-ER cable 2 = Screw with standard TC-ER cable 3 = Cage clamp with standard TC-ER cable  <b>Position: E</b> 5 = AWG 16 (1.50 mm²) 6 = AWG 14 (2.50 mm²) 7 = AWG 12 (4.00 mm²) 8 = AWG 10 (6.00 mm²) 9 = AWG 8 (10.00 mm²)	A = Han® A (plastic) B = Han® B D = Han-Compact® (metal) Z = Han® A (metal)  <b>Position: G</b> A = hood, top entry, single lever, M20 B = hood, top entry, single lever, M25 C = hood, top entry, single lever, M32 D = hood, top entry, single lever, M40 E = hood, top entry, single lever, M20 F = hood, top entry, single lever, M25 G = hood, top entry, single lever, M32 H = hood, top entry, single lever, M40 I = hood, top entry, single lever, M20 J = hood, top entry, single lever, M25 K = hood, top entry, single lever, M32 L = hood, top entry, single lever, M40 M = hood, side entry, double lever, M20 N = hood, side entry, double lever, M25 O = hood, side entry, double lever, M32 P = hood, side entry, double lever, M40	Cable length

## Example part number

Part number using the system:			73 87 H06 27 KB 010		
ZZ: 73	XX: 87	ABC: H06	DE: 27	FG: BK	HIJ: 010

## Description

Han® Power cable assemblies with UL 2237 listing are intended for the usage on industrial control panel applications according to UL 508 (A, C).

Assembled on both sides with the well-proven HARTING male and/or female inserts with crimp, cage-clamp or screw terminals for the following product ranges:

- Han® 6 E
- Han® 10 E
- Han® 16 E
- Han® 24 E

Metal standard Han® B hoods according to UL50/50E with either top or side entry and one or two levers locking system. See catalog "Industrial Connectors Han®", Chapter 31, for technical characteristics.

Cables are UL listed type TC-ER. Number of wires and wire gauge are matched to the particular insert.

Cable glands are according to UL 514B.

### Outstanding features

- Flexible stranding for easy installation
- UL TC-ER (exposed run)

## Technical characteristics

### Approvals



### Power cable assembly

Number of contacts	6 + PE	(Han® 6 E)
	10 + PE	(Han® 10 E)
	16 + PE	(Han® 16 E)
	24 + PE	(Han® 24 E)
Electrical data acc. to UL 2237		
Maximum current**	9 A	(Han® 6 E)
	7 A	(Han® 10 E)
	7 A	(Han® 16 E)
	6.5 A	(Han® 24 E)
Maximum voltage AC/DC	600 V	
Short-circuit fault value AC	65 kA	
Required fuse protection	time delay CC, J or T	
	class fuses	
Cable type	TC-ER	
Number of wires	7 (incl. ground) (Han® 6 E)	
	11 (incl. ground) (Han® 10 E)	
	17 (incl. ground) (Han® 16 E)	
	25 (incl. ground) (Han® 24 E)	
Wire gauge*	AWG 16	
Wiring	1:1	
Hood size	Han® 6 B	(Han® 6 E)
	Han® 10 B	(Han® 10 E)
	Han® 16 B	(Han® 16 E)
	Han® 24 B	(Han® 24 E)
Termination*	Crimp	
Conductor	Bare copper strands	
Insulation	PVC/Nylon	
Color code	Black conductors with	
	consecutive white	
	numbers;	
	green-yellow ground wire	
Jacket material	PVC	

\*Other wire gauges and termination types are available upon request.

\*\*Current rating for further wire gauges is listed in the tables in the back of the brochure on pages 33 & 34.

## Scope of delivery

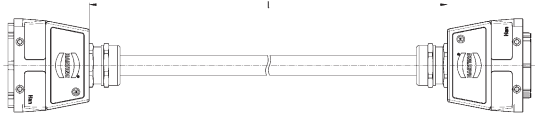
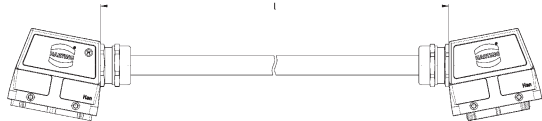
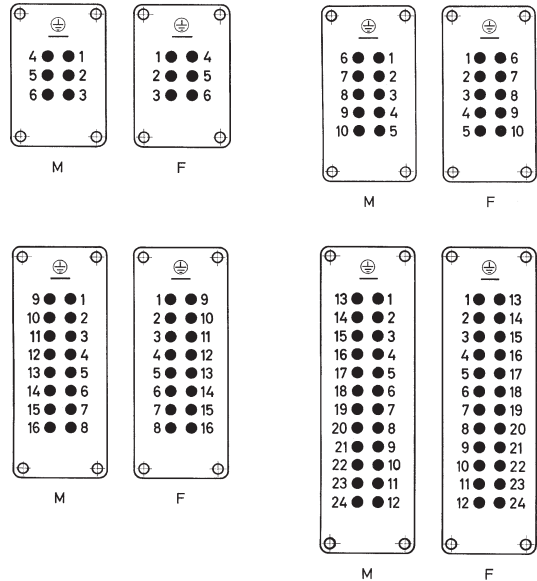
Power cable assembly consisting of:

- 2 x hoods
- 1 x male insert with male contacts
- 1 x female insert with female contacts
- 2 x cable glands
- 1 x TC-ER cable

Number of contacts

6 - 24 + 

## Han® Power cable assemblies with UL 2237 listing

Identification	Part number	Drawing	Dimensions in meters
<p>Han® 6 E, Han® 10 E, Han® 16 E, Han® 24 E</p> <p>Power cable assembly with Han® 6, 10, 16, and 24 E inserts</p> <p>Hoods metal top entry, 2 lever locking system (Han® 6 E only available in 1 lever)</p> <p>available lengths:</p> <p>Han® 6 E L = 1.0 m Han® 6 E L = 2.0 m Han® 10 E L = 1.0 m Han® 10 E L = 2.0 m Han® 16 E L = 1.0 m Han® 16 E L = 2.0 m Han® 24 E L = 1.0 m Han® 24 E L = 2.0 m *Other lengths available upon request</p> <p>Hoods metal side entry, 2 lever locking system (Han® 6 E only available in 1 lever)</p> <p>available lengths:</p> <p>Han® 6 E L = 1.0 m Han® 6 E L = 2.0 m Han® 10 E L = 1.0 m Han® 10 E L = 2.0 m Han® 16 E L = 1.0 m Han® 16 E L = 2.0 m Han® 24 E L = 1.0 m Han® 24 E L = 2.0 m *Other lengths available upon request</p> <p>* Please note, part numbers on this page do not match the configurable part numbering system shown on page 8. Use configurable part numbering system if additional options are needed.</p>	<p>20 87 146 3001 100 20 87 146 3001 200 20 87 146 6001 100 20 87 146 6001 200 20 87 146 9001 100 20 87 146 9001 200 20 87 146 1301 100 20 87 146 1301 200</p> <p>20 87 146 3002 100 20 87 146 3002 200 20 87 146 6002 100 20 87 146 6002 200 20 87 146 9002 100 20 87 146 9002 200 20 87 146 1302 100 20 87 146 1302 200</p>	  	

## Description

Han® Power cable assemblies with UL 2237 listing are intended for the usage on industrial control panel applications according to UL 508 (A, C).

Assembled on both sides with the well-proven HARTING male and/or female inserts with crimp, cage-clamp or screw terminals for the following product range:

- Han® 32 E
- Han® 48 E

Metal standard Han® B hoods according to UL50/50E with either top or side entry and one or two levers locking system. See catalog "Industrial Connectors Han®", Chapter 31, for technical characteristics.

Cables are UL listed type TC-ER. Number of wires and wire gauge are matched to the particular insert.

Cable glands are according to UL 514B

### Outstanding features

- Flexible stranding for easy installation
- UL TC-ER (exposed run)

## Technical characteristics

### Approvals



### Power cable assembly

Number of contacts	32 + PE	(Han® 32 E)
	48 + PE	(Han® 48 E)
Electrical data acc. UL2237		
Maximum current**	5A	(Han® 32 E)
	10A	(Han® 48 E)
Maximum voltage AC/DC	600 V	
Short-circuit fault value AC/DC	65 kA	
Required fuse protection	time delay RK5, J or CC class fuses	
Cable type	TC-ER	
Number of wires	33 (incl. ground)	
	49 (incl. ground)	
Wire gauge*	AWG 16	
Wiring	1:1	
Hood size	Han® 32 B	(Han® 32 E)
	Han® 48 B	(Han® 48 E)
Termination*	Crimp	
Conductor	Bare copper strands	
Insulation	PVC/Nylon	
Color code	Black conductors with consecutive white numbers; green-yellow ground wire	
Jacket material	PVC	

Other wire gauges and termination types are available upon request.

\*\*Current rating for further wire gauges is listed in the tables in the back of the brochure on pages 33 & 34.

## Scope of delivery

Power cable assembly consisting of:

- 2 x hoods
- 1 x male insert with male contacts
- 1 x female insert with female contacts
- 2 x cable glands
- 1 x TC-ER cable



Number of contacts

32 - 48 + 



Han® Power cable assemblies with UL 2237 listing

Identification	Part number	Drawing	Dimensions in meters
----------------	-------------	---------	----------------------

Han® 32 E, Han® 48 E  
Power cable assembly  
with Han® 32, 48 E inserts

Hoods metal

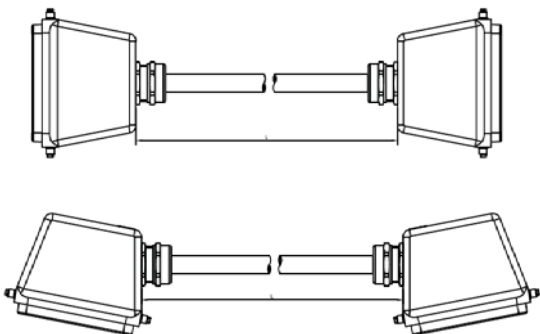
top entry,  
2 lever locking system  
(Han® 48 E only available in 1 lever)

available lengths:

Han® 32 E L = 1.0 m  
Han® 32 E L = 2.0 m  
Han® 48 E L = 1.0 m  
Han® 48 E L = 2.0 m

\*Other lengths available  
upon request

73 87 E32 15 BK 010  
73 87 E32 15 BK 020  
73 87 E48 15 BL 010  
73 87 E48 15 BL 020



Hoods metal

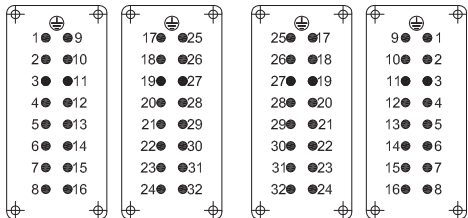
side entry,  
2 lever locking system  
(Han® 48 E only available in 1 lever)

available lengths:

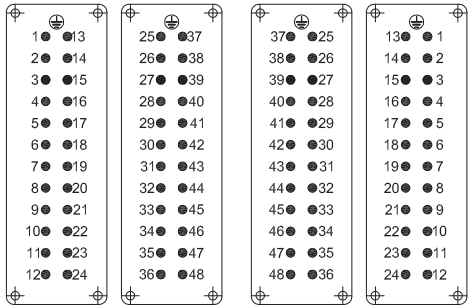
Han® 32 E L = 1.0 m  
Han® 32 E L = 2.0 m  
Han® 48 E L = 1.0 m  
Han® 48 E L = 2.0 m

\*Other lengths available  
upon request

73 87 E32 15 BO 010  
73 87 E32 15 BO 020  
73 87 E48 15 BP 010  
73 87 E48 15 BP 020



M F



M F

## Description

Han® Power cable assemblies with UL 2237 listing are intended for the usage on industrial control panel applications according to UL 508 (A, C).

Assembled on both sides with the well-proven HARTING male and/or female inserts with crimp terminals for the following product range:

- Han® 10 EE
- Han® 18 EE
- Han® 32 EE
- Han® 46 EE

Metal standard Han® B hoods according to UL50/50E with either top or side entry and one or two levers locking system. See catalog "Industrial Connectors Han®", Chapter 31, for technical characteristics.

Cables are UL listed type TC-ER. Number of wires and wire gauge are matched to the particular insert.

Cable glands are according to UL 514B

### Outstanding features

- Flexible stranding for easy installation
- UL TC-ER (exposed run)

## Technical characteristics

### Approvals



### Power cable assembly

Number of contacts	10 + PE	(Han® 10 EE)
	18 + PE	(Han® 18 EE)
	32 + PE	(Han® 32 EE)
	46 + PE	(Han® 46 EE)

### Electrical data acc. UL2237

Maximum current **	9A	(Han® 10 EE)
	7A	(Han® 18 EE)
	7A	(Han® 32 EE)
	7.5A	(Han® 46 EE)

Maximum voltage AC/DC	600 V
Short-circuit fault value AC/DC	65kA
Required fuse protection	time delay RK5, J or CC class fuses

Cable type	TC-ER
Number of wires	11 (incl. ground)
	19 (incl. ground)
	33 (incl. ground)
	47 (incl. ground)

Wire gauge*	AWG 16
-------------	--------

Wiring	1:1
--------	-----

Hood size	Han® 6 B	(Han®10 EE)
	Han® 10 B	(Han®18 EE)
	Han® 16 B	(Han®32 EE)
	Han® 24 B	(Han®46 EE)

Termination	Crimp
Conductor	Bare copper strands
Insulation	PVC/Nylon
Color code	Black conductors with consecutive white numbers; green-yellow ground wire

Jacket material	PVC
-----------------	-----

\*Other wire gauges are available upon request.

\*\*Current rating for further wire gauges is listed in the tables in the back of the brochure on pages 33 & 34.

## Scope of delivery

Power cable assembly consisting of:

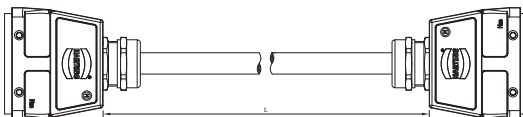
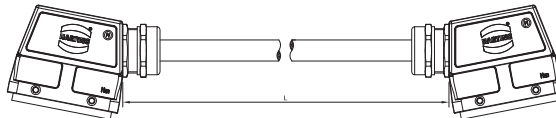
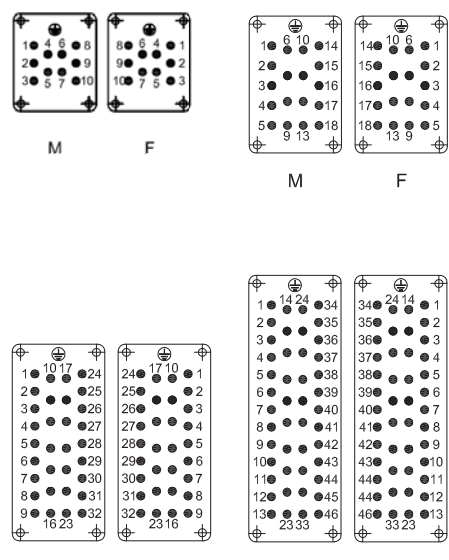
- 2 x hoods
- 1 x male insert with male contacts
- 1 x female insert with female contacts
- 2 x cable glands
- 1 x TC-ER cable

Number of contacts

10 - 46 + 

Han® Power cable assemblies with UL 2237 listing



Identification	Part number	Drawing	Dimensions in meters
<p>Han® 10 EE, Han® 18 EE, Han® 32 EE, Han® 46 EE</p> <p>Power cable assembly with Han® 10, 18, 32, 46 EE inserts</p> <p>Hoods metal</p> <p>top entry, 2 lever locking system (Han® 10 EE only available in 1 lever)</p> <p>available lengths:</p> <p>Han® 10 EE L = 1.0 m Han® 10 EE L = 2.0 m Han® 18 EE L = 1.0 m Han® 18 EE L = 2.0 m Han® 32 EE L = 1.0 m Han® 32 EE L = 2.0 m Han® 46 EE L = 1.0 m Han® 46 EE L = 2.0 m *Other lengths available upon request</p> <p>Hoods metal</p> <p>side entry, 2 lever locking system (Han® 10 EE only available in 1 lever)</p> <p>available lengths:</p> <p>Han® 10 EE L = 1.0 m Han® 10 EE L = 2.0 m Han® 18 EE L = 1.0 m Han® 18 EE L = 2.0 m Han® 32 EE L = 1.0 m Han® 32 EE L = 2.0 m Han® 46 EE L = 1.0 m Han® 46 EE L = 2.0 m *Other lengths available upon request</p>	<p>73 87 F10 15 BJ 010 73 87 F10 15 BJ 020 73 87 F18 15 BK 010 73 87 F18 15 BK 020 73 87 F32 15 BK 010 73 87 F32 15 BK 020 73 87 F46 15 BL 010 73 87 F46 15 BL 020</p> <p>73 87 F10 15 BN 010 73 87 F10 15 BN 020 73 87 F18 15 BO 010 73 87 F18 15 BO 020 73 87 F32 15 BO 010 73 87 F32 15 BO 020 73 87 F46 15 BP 010 73 87 F46 15 BP 020</p>	  	

## Description

Han® Power cable assemblies with UL 2237 listing are intended for the usage on industrial control panel applications according to UL 508 (A, C).

Assembled on both sides with the well-proven HARTING male and/or female inserts with screw or crimp terminals for the following product range:

- Han® 10 A
- Han® 16 A
- Han® 32 A

Metal Han® A hoods, according to UL50/50E with either top or side entry and one or two lever locking system. See catalog "Industrial Connectors Han®", Chapter 31, for technical characteristics.

Cables are UL listed type TC-ER. Number of wires and wire gauge are matched to the particular insert.

Cable glands are according to UL 514B

### Outstanding features

- Flexible stranding for easy installation
- UL TC-ER (exposed run)

## Technical characteristics

### Approvals



### Power cable assembly

Number of contacts	10 + PE	(Han® 10 A)
	16 + PE	(Han® 16 A)
	32 + PE	(Han® 32 A)
Electrical data acc. UL2237		
Maximum current**	11A	(Han® 10 A)
	8A	(Han® 16 A)
	8A	(Han® 32 A)
Maximum voltage AC/DC	600 V	
Short-circuit fault value AC/DC	65 kA	
Required fuse protection	time delay RK5, J or CC class fuses	
Cable type	TC-ER	
Number of wires	11 (incl. ground)	
	17 (incl. ground)	
	33 (incl. ground)	
Wire gauge*	AWG 16	
Wiring	1:1	
Hood size	Han® 10 A	(Han® 10 A)
	Han® 16 A	(Han® 16 A)
	Han® 32 A	(Han® 32 A)
Termination*	Crimp	
Conductor	Bare copper strands	
Insulation	PVC/Nylon	
Color code	Black conductors with consecutive white numbers; green-yellow ground wire	
Jacket material	PVC	

Other wire gauges and termination types are available upon request.

\*\*Current rating for further wire gauges is listed in the tables in the back of the brochure on pages 33 & 34.

## Scope of delivery

Power cable assembly consisting of:

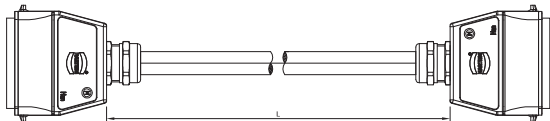
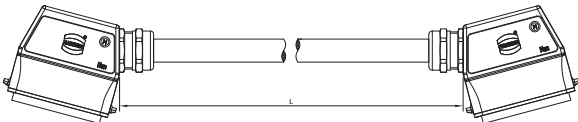
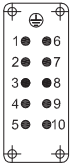
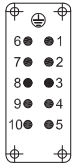


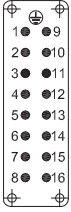

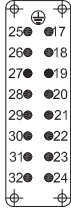

- 2 x hoods
- 1 x male insert with male contacts
- 1 x female insert with female contacts
- 2 x cable glands
- 1 x TC-ER cable



Number of contacts

10 - 32 + 

Han® Power cable assemblies with UL 2237 listing

Identification	Part number	Drawing	Dimensions in meters
<div>Han® 10 A, Han® 16 A, Han® 32 A</div> <div>Power cable assembly</div> <div>with Han® 10, 16, 32 A inserts</div>		<div></div> <div></div>	
<div>Hoods metal</div> <div>top entry,</div> <div>1 lever locking system</div> <div>(Han® 32 A only available in 2 levers)</div> <div>available lengths:</div> <div><div>Han® 10 A    L = 1.0 m</div><div>Han® 10 A    L = 2.0 m</div><div>Han® 16 A    L = 1.0 m</div><div>Han® 16 A    L = 2.0 m</div><div>Han® 32 A    L = 1.0 m</div><div>Han® 32 A    L = 2.0 m</div><div>*Other lengths available upon request</div></div>	<div>73 87 A10 15 ZJ 010</div> <div>73 87 A10 15 ZJ 020</div> <div>73 87 A16 15 ZJ 010</div> <div>73 87 A16 15 ZJ 020</div> <div>73 87 A32 15 ZK 010</div> <div>73 87 A32 15 ZK 020</div>		
<div>Hoods metal</div> <div>side entry,</div> <div>1 lever locking system</div> <div>(Han® 32 A only available in 2 levers)</div> <div>available lengths:</div> <div><div>Han® 10 A    L = 1.0 m</div><div>Han® 10 A    L = 2.0 m</div><div>Han® 16 A    L = 1.0 m</div><div>Han® 16 A    L = 2.0 m</div><div>Han® 32 A    L = 1.0 m</div><div>Han® 32 A    L = 2.0 m</div><div>*Other lengths available upon request</div></div>	<div>73 87 A10 15 ZN 010</div> <div>73 87 A10 15 ZN 020</div> <div>73 87 A16 15 ZN 010</div> <div>73 87 A16 15 ZN 020</div> <div>73 87 A32 15 ZO 010</div> <div>73 87 A32 15 ZO 020</div>	<div><div> M</div><div> F</div><div> M</div><div> F</div></div> <div><div> M</div><div> F</div><div> M</div><div> F</div></div>	

## Description

Han® Power cable assemblies with UL 2237 listing are intended for the usage on industrial control panel applications according to UL 508 (A, C).

Assembled on both sides with the well-proven HARTING male and/or female inserts with screw terminals for the following product ranges:

- Han® 6 HsB

Metal Han® B hoods, according to UL50/50E with either top or side entry and one or two lever locking system. See catalog "Industrial Connectors Han®", Chapter 31, for technical characteristics.

Cables are UL listed type TC-ER. Number of wires and wire gauge are matched to the particular insert.

Cable glands are according to UL 514B

### Outstanding features

- Flexible stranding for easy installation
- UL TC-ER (exposed run)

## Technical characteristics

### Approvals



### Power cable assembly

Number of contacts	6 + PE
Electrical data acc. to UL 2237	
Maximum current	22 A (US) / 15 A (CA)
Maximum voltage AC/DC	600 V / 300 V
Short-circuit fault value AC/DC	65 kA
Required fuse protection	time delay RK5, CC, J or T class fuses
Cable type	TC-ER
Number of wires	7 (incl. ground)
Wire gauge	AWG 12
Wiring	1:1
Hood size	Han® 16 B
Termination	Screw
Conductor	Bare copper strands
Insulation	PVC/Nylon
Color code	Black conductors with consecutive white numbers; green-yellow ground wire
Jacket material	PVC

## Scope of delivery

Power cable assembly consisting of:

- 2 x hoods
- 1 x male insert
- 1 x female insert
- 2 x cable glands
- 1 x TC-ER cable

Number of contacts

6 + 



Han® Power cable assemblies with UL 2237 listing

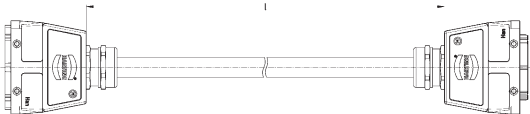
Identification	Part number	Drawing	Dimensions in meters
----------------	-------------	---------	----------------------

Han® 6 HsB  
Power cable assembly  
with Han® 6 HsB inserts

Hoods metal  
top entry,  
2 lever locking system  
available lengths:

L = 1.0 m	20 87 144 3001 100
L = 2.0 m	20 87 144 3001 200

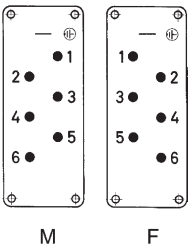
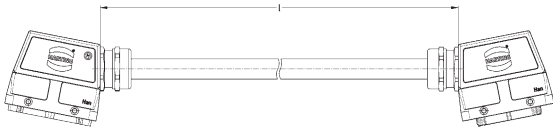
\*Other lengths available  
upon request



Hoods metal  
side entry,  
2 lever locking system  
available lengths:

L = 1.0 m	20 87 144 3002 100
L = 2.0 m	20 87 144 3002 200

\*Other lengths available  
upon request



\* Please note, part numbers on this page do not match the configurable part numbering system shown on page 8. Use configurable part numbering system if additional options are needed.

## Description

Han® Power cable assemblies with UL 2237 listing are intended for the usage on industrial control panel applications according to UL 508 (A, C).

Assembled on both sides with the well-proven HARTING male and/or female inserts with Crimp terminals for the following product range:

- Han® Q 2/0

Metal or plastic standard Han® A hoods with either top or side entry and a single lever locking system. See catalog "Industrial Connectors Han®", Chapter 31, for technical characteristics.

Cables are UL listed type TC-ER. Number of wires and wire gauge are matched to the particular insert.

Cable glands are according to UL 514B

### Outstanding features

- Flexible stranding for easy installation
- UL TC-ER (exposed run)

## Technical characteristics

### Approvals



### Power cable assembly

Number of contacts	2 + PE
Electrical data acc. UL2237	
Maximum current**	23A
Maximum Voltage AC/DC	600 V
Short-circuit fault value AC/DC	65 kA
Required fuse protection	time delay RK5, J, T or CC class fuses
Cable type	TC-ER
Number of wires	3 (incl. ground)
Wire gauge*	AWG 14
Wiring	1:1
Hood size	Han® 3 A
Termination	Crimp
Conductor	Bare copper strands
Insulation	PVC/Nylon
Color code	Black conductors with consecutive white numbers; green-yellow ground wire
Jacket material	PVC

\*Other wire gauges are available upon request.

\*\*Current rating for further wire gauges is listed in the tables in the back of the brochure on pages 33 & 34.

## Scope of delivery

Power cable assembly consisting of:

- 2 x hoods
- 1 x male insert with male contacts
- 1 x female insert with female contacts
- 2 x cable glands
- 1 x TC-ER cable





Number of contacts

2 +



Han® Power cable assemblies with UL 2237 listing

Identification	Part number	Drawing	Dimensions in meters
----------------	-------------	---------	----------------------

Han® Q 2/0  
Power cable assembly  
with Han® Q 2/0 inserts

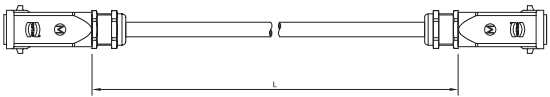
Hoods metal  
top entry,  
1 lever locking system

available lengths:

L = 1.0 m  
L = 2.0 m

\*Other lengths available  
upon request

73 87 Q02 16 ZA 010  
73 87 Q02 16 ZA 020



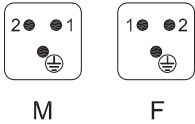
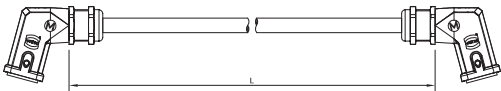
Hoods metal  
side entry,  
1 lever locking system

available lengths:

L = 1.0 m  
L = 2.0 m

\*Other lengths available  
upon request

73 87 Q02 16 ZE 010  
73 87 Q02 16 ZE 020



## Description

Han® Power cable assemblies with UL 2237 listing are intended for the usage on industrial control panel applications according to UL 508 (A, C).

Assembled on both sides with the well-proven HARTING male and/or female inserts with Crimp terminals for the following product range:

- Han® Q 3/0

Metal or plastic standard Han®A hoods with either top or side entry and a single lever locking system. See catalog "Industrial Connectors Han®", Chapter 31, for technical characteristics.

Cables are UL listed type TC-ER. Number of wires and wire gauge are matched to the particular insert.

Cable glands are according to UL 514B

### Outstanding features

- Flexible stranding for easy installation
- UL TC-ER (exposed run)

## Technical characteristics

### Approvals



### Power cable assembly

Number of contacts	3 + PE
Electrical data acc. UL2237	
Maximum current**	21 A
Maximum voltage AC/DC	600 V
Short-circuit fault value AC/DC	65 kA
Required fuse protection	time delay RK5, J, T or CC class fuses
Cable type	TC-ER
Number of wires	4 (incl. ground)
Wire gauge*	AWG 14
Wiring	1:1
Hood size	Han® 3 A
Termination	Crimp
Conductor	Bare copper strands
Insulation	PVC/Nylon
Color code	Black conductors with consecutive white numbers; green-yellow ground wire
Jacket material	PVC

\*Other wire gauges are available upon request.

\*\*Current rating for further wire gauges is listed in the tables in the back of the brochure on pages 33 & 34.

## Scope of delivery

Power cable assembly consisting of:

- 2 x hoods
- 1 x male insert with male contacts
- 1 x female insert with female contacts
- 2 x cable glands
- 1 x TC-ER cable



Number of contacts

3 + 



Han® Power cable assemblies with UL 2237 listing

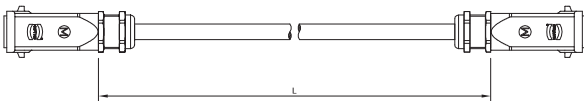
Identification	Part number	Drawing	Dimensions in meters
----------------	-------------	---------	----------------------

Han® Q 3/0  
Power cable assembly  
with Han® Q 3/0 inserts

Hoods metal  
top entry,  
1 lever locking system

available lengths:  
  
L = 1.0 m  
L = 2.0 m  
\*Other lengths available  
upon request

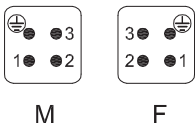
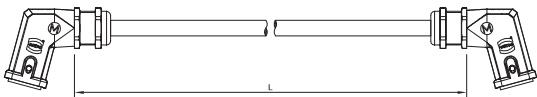
73 87 Q03 16 ZA 010  
73 87 Q03 16 ZA 020



Hoods metal  
side entry,  
1 lever locking system

available lengths:  
  
L = 1.0 m  
L = 2.0 m  
\*Other lengths available  
upon request

73 87 Q03 16 ZE 010  
73 87 Q03 16 ZE 020



## Description

Han® Power cable assemblies with UL 2237 listing are intended for the usage on industrial control panel applications according to UL 508 (A, C).

Assembled on both sides with the well-proven HARTING male and/or female inserts with Crimp terminals for the following product range:

- Han® Q 4/0

Plastic standard Han® A hoods according to UL50/50E with either top or side entry and a single lever locking system. See catalog "Industrial Connectors Han®", Chapter 31, for technical characteristics.

Cables are UL listed type TC-ER. Number of wires and wire gauge are matched to the particular insert.

Cable glands are according to UL 514B

### Outstanding features

- Flexible stranding for easy installation
- UL TC-ER (exposed run)

## Technical characteristics

### Approvals



### Power cable assembly

Number of contacts	4
Electrical data acc. UL2237	
Maximum current**	18.5 A
Maximum voltage AC/DC	600 V
Short-circuit fault value AC/DC	65 kA
Required fuse protection	time delay RK5, J, T or CC class fuses
Cable type	TC-ER
Number of wires	4
Wire gauge*	AWG 14
Wiring	1:1
Hood size	Han® 3 A
Termination	Crimp
Conductor	Bare copper strands
Insulation	PVC/Nylon
Color code	Black conductors with consecutive white numbers; green-yellow ground wire
Jacket material	PVC

\*Other wire gauges are available upon request.

\*\*Current rating for further wire gauges is listed in the tables in the back of the brochure on pages 33 & 34.

## Scope of delivery

Power cable assembly consisting of:

- 2 x hoods
- 1 x male insert with male contacts
- 1 x female insert with female contacts
- 2 x cable glands
- 1 x TC-ER cable





Number of contacts

4



Han® Power cable assemblies with UL 2237 listing

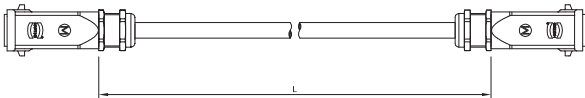
Identification	Part number	Drawing	Dimensions in meters
----------------	-------------	---------	----------------------

Han® Q 4/0  
Power cable assembly  
with Han® Q 4/0 inserts

Hoods metal  
top entry,  
1 lever locking system

available lengths:  
  
L = 1.0 m  
L = 2.0 m  
\*Other lengths available  
upon request

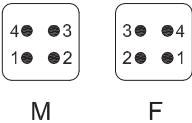
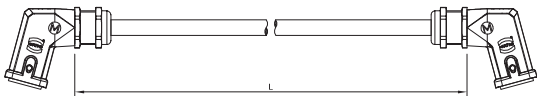
73 87 Q04 16 AA 010  
73 87 Q04 16 AA 020



Hoods metal  
side entry,  
1 lever locking system

available lengths:  
  
L = 1.0 m  
L = 2.0 m  
\*Other lengths available  
upon request

73 87 Q04 16 AE 010  
73 87 Q04 16 AE 020



## Description

Han® Power cable assemblies with UL 2237 listing are intended for the usage on industrial control panel applications according to UL 508 (A, C).

Assembled on both sides with the well-proven HARTING male and/or female inserts with Crimp terminals for the following product range:

- Han® Q 5/0

Metal and plastic standard Han® A hoods with either top or side entry and a single lever locking system. See catalog "Industrial Connectors Han®", Chapter 31, for technical characteristics.

Cables are UL listed type TC-ER. Number of wires and wire gauge are matched to the particular insert.

Cable glands are according to UL 514B

### Outstanding features

- Flexible stranding for easy installation
- UL TC-ER (exposed run)

## Technical characteristics

### Approvals



### Power cable assembly

Number of contacts	5 + PE
Electrical data acc. UL2237	
Maximum current**	16 A
Maximum voltage AC/DC	600 V
Short-circuit fault value AC/DC	65 kA
Required fuse protection	time delay RK5, J, T or CC class fuses
Cable type	TC-ER
Number of wires	6 (incl. ground)
Wire gauge*	AWG 14
Wiring	1:1
Hood size	Han® 3 A
Termination	Crimp
Conductor	Bare copper strands
Insulation	PVC/Nylon
Color code	Black conductors with consecutive white numbers; green-yellow ground wire
Jacket material	PVC

\*Other wire gauges are available upon request.

\*\*Current rating for further wire gauges is listed in the tables in the back of the brochure on pages 33 & 34.

## Scope of delivery

Power cable assembly consisting of:

- 2 x hoods
- 1 x male insert with male contacts
- 1 x female insert with female contacts
- 2 x cable glands
- 1 x TC-ER cable



Number of contacts

5 +



Han® Power cable assemblies with UL 2237 listing

Identification	Part number	Drawing	Dimensions in meters
<p>Han® Q 5/0 Power cable assembly with Han® Q 5/0 inserts</p> <p>Hoods metal top entry, 1 lever locking system</p> <p>available lengths:  L = 1.0 m L = 2.0 m *Other lengths available upon request</p> <p>Hoods metal side entry, 1 lever locking system</p> <p>available lengths:  L = 1.0 m L = 2.0 m *Other lengths available upon request</p>	<p>73 87 Q05 16 ZB 010 73 87 Q05 16 ZB 020</p> <p>73 87 Q05 16 ZF 010 73 87 Q05 16 ZF 020</p>	  <p>M      F</p>	



## Description

Han® Power cable assemblies with UL 2237 listing are intended for the usage on industrial control panel applications according to UL 508 (A, C).

Assembled on both sides with the well-proven HARTING male and/or female inserts with Crimp terminals for the following product range:

- Han® Q 7/0

Metal and plastic standard Han® A hoods with either top or side entry and a single lever locking system. See catalog "Industrial Connectors Han®", Chapter 31, for technical characteristics.

Cables are UL listed type TC-ER. Number of wires and wire gauge are matched to the particular insert.

Cable glands are according to UL 514B

### Outstanding features

- Flexible stranding for easy installation
- UL TC-ER (exposed run)

## Technical characteristics

### Approvals



### Power cable assembly

Number of contacts	7 + PE
Electrical data acc. UL2237	
Maximum current**	13.5 A
Maximum voltage AC/DC	600 V
Short-circuit fault value AC/DC	65 kA
Required fuse protection	time delay RK5, J, T or CC class fuses
Cable type	TC-ER
Number of wires	8 (incl. ground)
Wire gauge*	AWG 14
Wiring	1:1
Hood size	Han® 3 A
Termination	Crimp
Conductor	Bare copper strands
Insulation	PVC/Nylon
Color code	Black conductors with consecutive white numbers; green-yellow ground wire
Jacket material	PVC

\*Other wire gauges are available upon request.

\*\*Current rating for further wire gauges is listed in the tables in the back of the brochure on pages 33 & 34.

## Scope of delivery

Power cable assembly consisting of:

- 2 x hoods
- 1 x male insert with male contacts
- 1 x female insert with female contacts
- 2 x cable glands
- 1 x TC-ER cable



Number of contacts

7 +



Han® Power cable assemblies with UL 2237 listing

Identification	Part number	Drawing	Dimensions in meters
<p>Han® Q 7/0</p> <p>Power cable assembly with Han® Q 7/0 inserts</p>  <p>Hoods metal top entry, 1 lever locking system</p> <p>available lengths:</p> <p>L = 1.0 m L = 2.0 m *Other lengths available upon request</p>  <p>Hoods metal side entry, 1 lever locking system</p> <p>available lengths:</p> <p>L = 1.0 m L = 2.0 m *Other lengths available upon request</p>	<p>73 87 Q07 16 ZB 010 73 87 Q07 16 ZB 020</p>          <p>73 87 Q07 16 ZF 010 73 87 Q07 16 ZF 020</p>	    <p>M F</p>	

## Description

Han® Power cable assemblies with UL 2237 listing are intended for the usage on industrial control panel applications according to UL 508 (A, C).

Assembled on both sides with the well-proven HARTING male and/or female inserts with crimp terminals for the following product ranges:

- Han® Q 8/0

Metal Han-Compact® hoods with either top or side entry and one lever lockingsystem. See catalogue "Industrial Connectors Han®", chapter 13 for technical characteristics.

Cables are UL listed type TC-ER. Number of wires and wire gauge are matched to the particular insert.

Cable glands are according to UL 514B.

### Outstanding features

- Flexible stranding for easy installation
- UL TC-ER (exposed run)

## Technical characteristics

### Approvals



### Power cable assembly

Number of contacts	8 + PE
Electrical data acc. to UL 2237	
Maximum current**	12 A
Maximum voltage AC / DC	600 V
Short-circuit fault value AC / DC	65 kA
Required fuse protection	time delay, CC, J or T class fuses
Cable type	TC-ER
Number of wires	9 (incl. ground)
Wire gauge*	AWG 14
Wiring	1:1
Hood size	Han-Compact®
Termination	Crimp
Conductor	Bare copper strands
Insulation	PVC/Nylon
Color code	Black conductors with consecutive white numbers; green-yellow ground wire
Jacket material	PVC

\*Other wire gauges are available upon request.

\*\*Current rating for further wire gauges is listed in the tables in the back of the brochure on pages 33 & 34.

## Scope of delivery

Power cable assembly consisting of:

- 2 x hoods
- 1 x male insert with male contacts
- 1 x female insert with female contacts
- 2 x cable glands
- 1 x TC-ER cable



Number of contacts

8 + 



Han® Power cable assemblies with UL 2237 listing


Identification	Part number	Drawing	Dimensions in meters
----------------	-------------	---------	----------------------

Han® Q 8/0  
Power cable assembly  
with Han® Q 8/0 inserts

Hoods metal  
top entry,  
1 lever locking system  
available lengths:

L = 1.0 m	20 87 145 3001 100
L = 2.0 m	20 87 145 3001 200

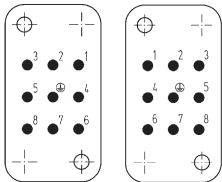

\*Other lengths available  
upon request



Hoods metal  
side entry,  
1 lever locking system  
available lengths:

L = 1.0 m	20 87 145 3002 100
L = 2.0 m	20 87 145 3002 200

\*Other lengths available  
upon request



\* Please note, part numbers on this page do not match the configurable part numbering system shown on page 8. Use configurable part numbering system if additional options are needed.

## Description

Han® Power cable assemblies with UL 2237 listing are intended for the usage on industrial control panel applications according to UL 508 (A, C).

Assembled on both sides with the well-proven HARTING male and/or female inserts with crimp terminals for the following product ranges:

- Han® Q 4/2

Metal Han-Compact® hoods, with either top or side entry and one lever lockingsystem. See catalog "Industrial Connectors Han®", chapter 13, for technical characteristics.

Cables are UL listed type TC-ER. Number of wires and wire gauge are matched to the particular insert.

Cable glands are according to UL 514B.

### Outstanding features

- Flexible stranding for easy installation
- UL TC-ER (exposed run)

## Technical characteristics

### Approvals



### Power cable assembly

Number of contacts	4/2 + PE
Power contacts	4
Signal contacts	2
Electrical data acc. to UL 2237	
Maximum current	14 A/ 2 A
Maximum voltage AC/DC	600 V
Short-circuit fault value AC/DC	65 kA
Required fuse protection	time delay RK5, J or CC class fuses
Cable type	TC-ER
Number of wires	7 (incl. ground)
Wire gauge	AWG 14
Wiring	1:1
Hood size	Han-Compact®
Termination	Crimp
Conductor	Bare copper strands
Insulation	PVC/Nylon
	Black conductors with consecutive white numbers;
	green-yellow ground wire
Jacket material	PVC

## Scope of delivery

Power cable assembly consisting of:

- 2 x hoods
- 1 x male insert with male contacts
- 1 x female insert with female contacts
- 2 x cable glands
- 1 x TC-ER cable

Number of contacts

4/2 + 



Han® Power cable assemblies with UL 2237 listing


Identification	Part number	Drawing	Dimensions in meters
----------------	-------------	---------	----------------------

Han® Q 4/2  
Power cable assembly  
with Han® Q 4/2 inserts

Hoods metal  
top entry,  
1 lever locking system  
available lengths:

L = 1.0 m	20 87 147 3001 100
L = 2.0 m	20 87 147 3001 200

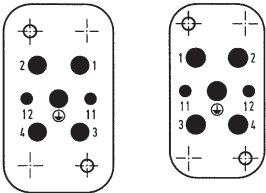

\*Other lengths available  
upon request



Hoods metal  
side entry,  
1 lever locking system  
available lengths:

L = 1.0 m	20 87 147 3002 100
L = 2.0 m	20 87 147 3002 200

\*Other lengths available  
upon request



\* Please note, part numbers on this page do not match the configurable part numbering system shown on page 8. Use configurable part numbering system if additional options are needed.

# Technical characteristics table

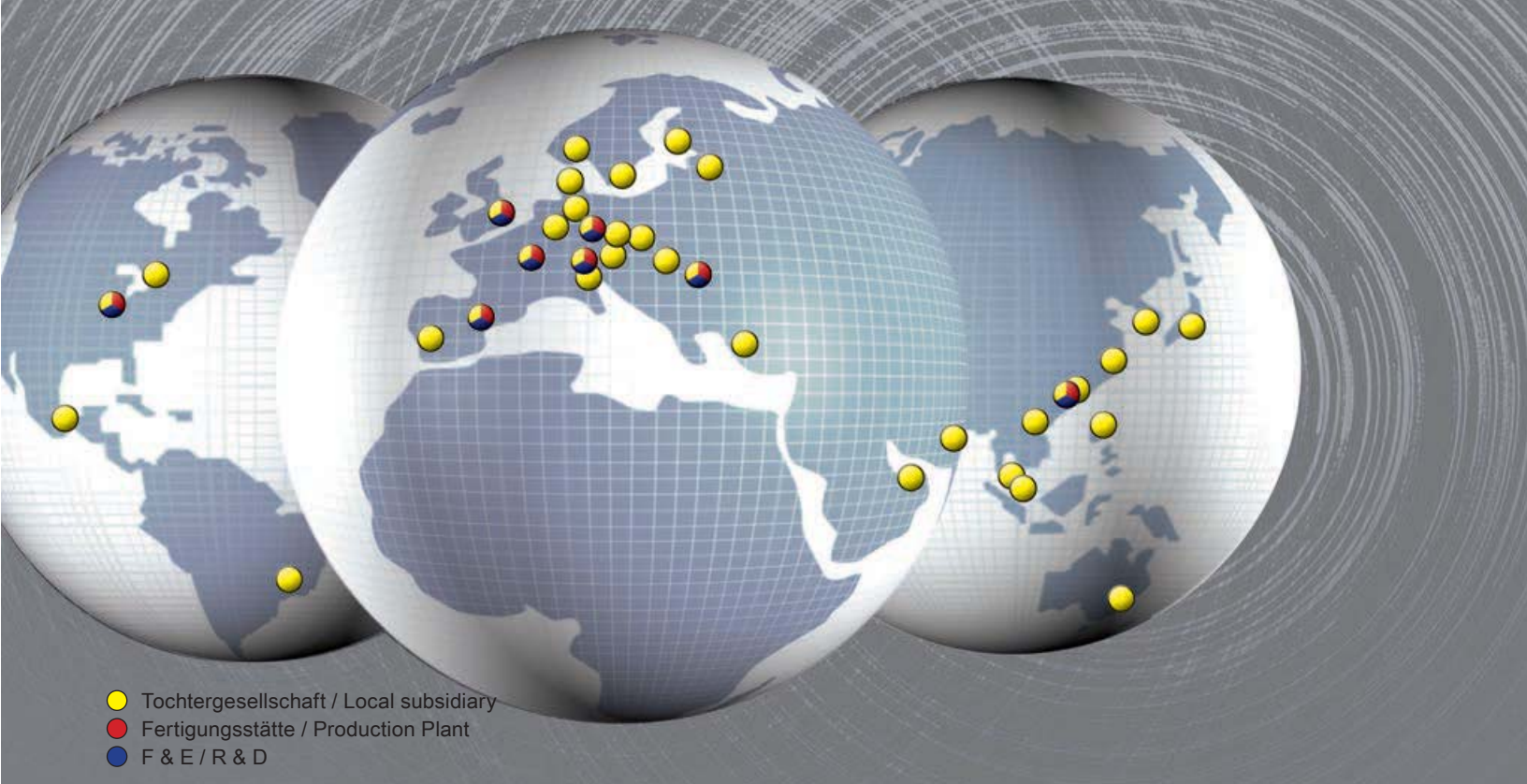


Series	AWG	Voltage (VAC)	Current (A)	Termination type	SCCR (A)
Han® 6 E	16	600	9	Crimp	65k
	14		12	Crimp, Cage-Clamp	
	12		12		
Han® 6 E	14	600	15	Screw	65k
Han® 10 E	16	600	7	Crimp	65k
	14		12	Crimp, Cage-Clamp, Screw	
	12		12	Crimp, Cage-Clamp	
Han® 16 E	16	600	7	Crimp	65k
	14		12	Crimp, Cage-Clamp, Screw	
	12		12	Crimp, Cage-Clamp	
Han® 24 E	16	600	6.5	Crimp	65k
	14		8	Crimp, Cage-Clamp, Screw	
	12		8	Crimp, Cage-Clamp	
Han® 32 E	16	600	5	Crimp, Screw	65k
	14		8	Crimp, Cage-Clamp, Screw	
	12		8	Crimp, Cage-Clamp	
Han® 48 E	16	600	10	Crimp, Screw	65k
	14		10		
	12		10	Crimp	
Han® 48 E	16	600	7	Cage-Clamp	65k
	14				
	12				
Han® 10 EE	16	600	9	Crimp	65k
	14		12		
	12		16.5		
Han® 18 EE	16	600	7	Crimp	65k
	14		10		
	12		12.5		
Han® 32 EE	16	600	7	Crimp	65k
	14		9		
	12		12		
Han® 46 EE	16	600	7.5	Crimp	65k
	14		9.5		
Han® 10 A	16	600	11	Crimp, Screw	65k
	14		12		
Han® 16 A	16	600	8	Crimp, Screw	65k
Han® 32 A	16	600	8	Crimp, Screw	65k

Series	AWG	Voltage (VAC)	Current (A)	Termination type	SCCR (A)
Han® Q 2/0	16	600	19	Crimp	65k
	14		23		
	12		25		
	10		40		
	8		47.5		
Han® Q 3/0	16	600	17	Crimp	65k
	14		21		
	12		25		
	10		34		
Han® Q 4/0	16	600	14	Crimp	65k
	14		18.5		
	12		20		
	10		30.5		
Han® Q 5/0	16	600	11	Crimp	65k
	14		16		
Han® Q 7/0	16	600	8.5	Crimp	65k
	14		13.5		
Han® Q 8/0	16	600	10	Crimp	65k
	14		12		
Han® Q 4/2	14	600	14, Power 2, Signal	Crimp	65k
Han® 6 HsB	12	600	22 (US) / 15 (CA)	Screw	65k







## Sales Network – worldwide



### **Albania**

see Eastern Europe

### **Argentina**

Condelectric S.A.  
Hipólito Yrigoyen 2591, 1640 - Martínez  
Buenos Aires – Argentina  
Phone +54 11 4836 1053  
Fax +54 11 4836 1053  
comercial@condelectric.com.ar

### **Armenia**

see Eastern Europe

### **Australia**

HARTING Pty Ltd  
Suite 11 / 2 Enterprise Drive  
Bundoora 3083, AUS-Victoria  
Phone +61 3 9466 7088  
Fax +61 3 9466 7099  
au@HARTING.com  
www.HARTING.com.au

### **Austria**

HARTING Ges.m.b.H.  
Deutschstraße 19, A-1230 Wien  
Phone +431 6162121  
Fax +431 6162121-21  
at@HARTING.com  
www.HARTING.at

### **Azerbaijan**

see Eastern Europe

### **Bahrain**

see United Arab Emirates

### **Belarus**

see Eastern Europe

### **Belgium**

HARTING N.V./S.A.  
Z.3 Doornveld 23, B-1731 Zellik  
Phone +32 2 466 0190  
Fax +32 2 466 7855  
be@HARTING.com  
www.HARTING.be

### **Bosnia and Herzegovina**

see Eastern Europe

### **Brazil**

HARTING Ltda.  
Rua Major Paladino 128; Prédio 11  
CEP 05307-000 São Paulo  
SP – Brazil  
Phone +55 11 5035 0073  
Fax +55 11 5034 4743  
br@HARTING.com  
www.HARTING.com.br

### **Brunei**

see Singapore

### **Bulgaria**

see Eastern Europe

### **Canada**

HARTING Canada Inc.  
8455 Trans-Canada Hwy., Suite 202  
St. Laurent, QC, H4S1Z1, Canada  
Phone 855-659-6653  
Fax 855-659-6654  
info.ca@HARTING.com  
www.HARTING.ca

### **China**

HARTING (Zhuhai) Manufacturing Co., Ltd.  
Shanghai Branch  
Room 3501- 3503,  
No. 1, Hong Qiao Road, Grand Gateway I  
Xu Hui District, Shanghai 200030, China  
Phone +86 21 6386 2200  
Fax +86 21 6386 8636  
cn@HARTING.com  
www.HARTING.com.cn

### **Croatia**

see Eastern Europe

### **Czech Republic**

HARTING s.r.o.  
Mlýnská 2, CZ-160 00 Praha 6  
Phone +420 220 380 460  
Fax +420 220 380 461  
cz@HARTING.com  
www.HARTING.cz

### **Denmark**

HARTING ApS  
Hjulgagervej 4a  
DK - 7100 Vejle  
Phone +45 70 25 00 32  
Fax +45 75 80 64 99  
dk@HARTING.com  
www.HARTING.com

**Eastern Europe**

HARTING Eastern Europe GmbH  
Bamberger Straße 7  
D-01187 Dresden  
Phone +49 351 4361 760  
Fax +49 351 436 1770  
Eastern.Europe@HARTING.com  
www.HARTING.com

**Estonia**

see Eastern Europe

**Finland**

HARTING Oy  
Teknobulevardi 3-5  
FI-01530 Vantaa  
Phone +358 207 291 510  
Fax +358 207 291 511  
fi@HARTING.com  
www.HARTING.fi

**France**

HARTING France  
181 avenue des Nations, Paris Nord 2  
BP 66058 Tremblay en France  
F-95972 Roissy Charles de Gaulle  
Cédex  
Phone +33 1 4938 3400  
Fax +33 1 4863 2306  
fr@HARTING.com  
www.HARTING.fr

**Germany**

HARTING Deutschland GmbH & Co. KG  
P.O. Box 2451, D-32381 Minden  
Simeons carré 1, D-32427 Minden  
Phone +49 571 8896 0  
Fax +49 571 8896 282  
de@HARTING.com  
www.HARTING.de

**Georgia**

see Eastern Europe

**Great Britain**

HARTING Ltd., Caswell Road  
Brackmills Industrial Estate  
GB-Northampton, NN4 7PW  
Phone +44 1604 827 500  
Fax +44 1604 706 777  
gb@HARTING.com  
www.HARTING.co.uk

**Hong Kong**

HARTING (HK) Limited  
Regional Office Asia Pacific  
3512 Metroplaza Tower 1  
223 Hing Fong Road  
Kwai Fong, N. T., Hong Kong  
Phone +852 2423 7338  
Fax +852 2480 4378  
ap@HARTING.com  
www.HARTING.com.hk

**Hungary**

HARTING Magyarország Kft.  
Fehérvári út 89-95, H-1119 Budapest  
Phone +36 1 205 34 64  
Fax +36 1 205 34 65  
hu@HARTING.com  
www.HARTING.hu

**Iceland**

Smith & Norland, Nóatún 4  
IS – 105 Reykjavík  
Phone +354 520 3000  
Fax +354 520 3011  
olaf@sminor.is, www.sminor.is

**India**

HARTING India Pvt Ltd  
7th Floor (West Wing), Central Square II  
Unit No.B-19 Part, B 20&21  
TVK Industrial Estate  
Guindy, Chennai - 600032  
Phone : +91-44-43560415  
+91-44-43456262  
Fax : +91-44-43560417  
in@HARTING.com  
http://www.HARTING.in

**Indonesia**

see Malaysia

**Israel**

COMTEL  
Israel Electronic Solutions Ltd.  
Bet Hapamon, 20 Hataas st.  
P.O.Box 66  
Kefar-Saba 44425  
Phone +972-9-7677240  
Fax +972-9-7677243  
sales@comtel.co.il  
www.comtel.co.il

**Italy**

HARTING SpA  
Via Dell' Industria 7  
I-20090 Vimodrone (Milano)  
Phone +39 02 250801  
Fax +39 02 2650 597  
it@HARTING.com  
www.HARTING.it

**Japan**

HARTING K. K.  
Yusen Shin-Yokohama 1 Chome Bldg., 2F  
1-7-9, Shin-Yokohama, Kohoku  
Yokohama 222-0033 Japan  
Phone +81 45 476 3456  
Fax +81 45 476 3466  
jp@HARTING.com  
www.HARTING.co.jp

**Jordan**

see United Arab Emirates

**Kazakhstan**

see Eastern Europe

**Kirghizia**

see Eastern Europe

**Korea (South)**

HARTING Korea Limited  
#308 Yatap Leaders Building  
342-1, Yatap-dong, Bundang-gu  
Sungnam-City, Kyunggi-do  
463-828, Republic of Korea  
Phone +82 31 781 4615  
Fax +82 31 781 4616  
kr@HARTING.com  
www.HARTING.co.kr

**Kosovo**

see Eastern Europe

**Kuwait**

see United Arab Emirates

**Latvia**

see Eastern Europe

**Lithuania**

see Eastern Europe

**Macedonia**

see Eastern Europe

**Malaysia (Office)**

HARTING Singapore Pte Ltd  
Malaysia Branch  
11-02 Menara Amcorp  
Jln. Persiaran Barat  
46200 PJ, Sel. D. E., Malaysia  
Phone +60 3 / 7955 6173  
Fax +60 3 / 7955 5126  
sg@HARTING.com

**Mexico**

HARTING Mexico S.A. de C.V.  
IOS Torre Virreyes  
Pedregal No. 24, Co. Molino Del Rey  
Suites 357 A, B, C  
Del Miguel Hidalgo, Mexico D.F. 11600

**Montenegro**

see Eastern Europe

**Netherlands**

HARTING B.V.  
Larenweg 44  
NL-5234 KA 's-Hertogenbosch  
Postbus 3526  
NL-5203 DM 's-Hertogenbosch  
Phone +31 736 410 404  
Fax +31 736 440 699  
nl@HARTING.com  
www.HARTINGbv.nl

**New Zealand**

see Australia

**Norway**

HARTING A/S  
Øststensjøveien 36, N-0667 Oslo  
Phone +47 22 700 555  
Fax +47 22 700 570  
no@HARTING.com  
www.HARTING.no



## **Oman**

see United Arab Emirates

## **Pakistan**

see United Arab Emirates

## **Philippines**

see Malaysia

## **Poland**

HARTING Polska Sp. z o. o.  
ul. Duńska 9  
PL- 54-427 Wrocław  
Phone +48 71 352 81 71  
Fax +48 71 350 42 13  
pl@HARTING.com  
www.HARTING.pl

## **Portugal**

HARTING Iberia, S. A.  
Avda. Josep Tarradellas 20-30 4º 6a  
E-08029 Barcelona  
Phone +351 219 673 177  
Fax +351 219 678 457  
es@HARTING.com  
www.HARTING.es/pt

## **Qatar**

see United Arab Emirates

## **Republic of Moldova**

see Eastern Europe

## **Romania**

HARTING Romania SCS  
Europa Unita str. 21  
550018-Sibiu, Romania  
Phone +40 369-102 671  
Fax +40 369-102 622  
ro@HARTING.com  
www.HARTING.com

## **Russia**

HARTING ZAO  
Maliy Sampsoniyevsky prospect 2A  
194044 Saint Petersburg, Russia  
Phone +7 812 327 6477  
Fax +7 812 327 6478  
ru@HARTING.com  
www.HARTING.ru

## **Saudi Arabia**

see United Arab Emirates

## **Serbia**

see Eastern Europe

## **Singapore**

HARTING Singapore Pte Ltd.  
25 International Business Park  
#04-108 German Centre  
Singapore 609916  
Phone +65 6225 5285  
Fax +65 6225 9947  
sg@HARTING.com  
www.HARTING.sg

## **Slovakia**

HARTING s.r.o.  
Sales office Slovakia  
J. Simora 5, SK - 940 52 Nové Zámky  
Phone +421 356-493 993  
Fax +421 356-402 114  
sk@HARTING.com  
www.HARTING.sk

## **Slovenia**

see Eastern Europe

## **South Africa**

HellermannTyton Pty Ltd.  
Private Bag X158 Rivonia 2128  
34 Milky Way Avenue  
Linbro Business Park 2065  
Johannesburg  
Phone +27(0)11879-6600  
Fax +27(0)11879-6606  
sales.jhb@hellermann.co.za

## **Spain**

HARTING Iberia S.A.  
Avda. Josep Tarradellas 20-30 4º 6a  
E-08029 Barcelona  
Phone +34 93 363 84 75  
Fax +34 93 419 95 85  
es@HARTING.com  
www.HARTING.es

## **Sweden**

HARTING AB  
Gustavslundsvägen 141 B 4tr  
S-167 51 Bromma  
Phone +46 8 445 7171  
Fax +46 8 445 7170  
se@HARTING.com  
www.HARTING.se

## **Switzerland**

HARTING AG  
Industriestrasse 26  
CH-8604 Volketswil  
Phone +41 44 908 20 60  
Fax +41 44 908 20 69  
ch@HARTING.com  
www.HARTING.ch

## **Taiwan**

HARTING Taiwan Ltd.  
Room 1, 5/F  
495 GuangFu South Road  
RC-110 Taipei, Taiwan  
Phone +886 2 2758 6177  
Fax +886 2 2758 7177  
tw@HARTING.com  
www.HARTING.com.tw

## **Tajikistan**

see Eastern Europe

## **Thailand**

see Malaysia

## **Turkey**

HARTING TURKEI Elektronik Ltd. Şti.  
Barbaros Mah. Dereboyu Cad.  
Fesleğen Sok.  
Uphill Towers, A-1b Kat:8 D:45  
34746 Ataşehir, İstanbul  
Phone +90 216 688 81 00  
Fax +90 216 688 81 01  
tr@HARTING.com  
www.HARTING.com.tr

## **Turkmenistan**

see Eastern Europe

## **Ukraine**

see Eastern Europe

## **United Arab Emirates**

HARTING Middle East FZ-LLC  
Knowledge Village, Block 2A, Office F72  
P.O. Box 454372, Dubai  
United Arab Emirates  
Phone +971 4 453 9737  
Fax +971 4 439 0339  
uae@HARTING.com  
www.HARTING.ae

## **USA**

HARTING Inc. of North America  
1370 Bowes Road  
USA-Elgin, Illinois 60123  
Phone +1 (877) 741-1500 (toll free)  
Fax +1 (866) 278-0307 (Inside Sales)  
us@HARTING.com  
www.HARTING-USA.com

## **Uzbekistan**

see Eastern Europe

## **Vietnam**

see Singapore

## Distributors - Worldwide



Farnell:

www.farnell.com

RS Components:

www.rs-components.com

Mouser Electronics:

www.mouser.com

Digi-Key Corporation:

www.digikey.com

## Other countries & general contact



HARTING Electric GmbH & Co. KG  
P.O. Box 1473, D-32328 Espelkamp  
Phone +49 5772 47-97100  
Fax +49 5772 47-495  
electric@HARTING.com  
www.HARTING.com



Pushing Performance

**HARTING, Inc. of North America**  
1370 Bowes Road  
Elgin, IL 60123 USA  
Phone +1 (847) 741-1500  
[info@HARTING.com](mailto:info@HARTING.com)  
[www.HARTING-usa.com](http://www.HARTING-usa.com)