


SCHMERSAL Tech Briefs:


NEW Safety Light Barriers



Features



Rugged closed housing profile:



Output status LED endcap



Connection option: LST prewired cable with connector

Available Literature



SLB Brochure, 4 pages

Overview

The SLB240 and SLB440 series are single beam, infrared safety light barriers. They have compact, durable housings, visible diagnostic signals, and 4 stage coding. They can be used for various applications in processing centers for assembly or handling systems, as well as in the timber, paper and print industry, high shelf warehouses, or packaging machines.

The SLB240 and SLB440 utilize the same compact 28 mm x 32 mm rectangular housing profile as our SLC440 light curtains. These housings are single piece extruded aluminum that does not rely on the lens for structural support. They are IP67 rated for use in dusty or wet environments.

These light barriers are offered with an integrated M12 quick connector or prewired with 200 mm cable with M12 connector end.

Both models incorporate an LED endcap as a visual configuration aid which simplifies commissioning considerably. Parameterization takes place without the assistance of a computer; all that is needed is a command device (button). The modes of operation available are setup, automatic start or restart interlock, and also diagnosis.

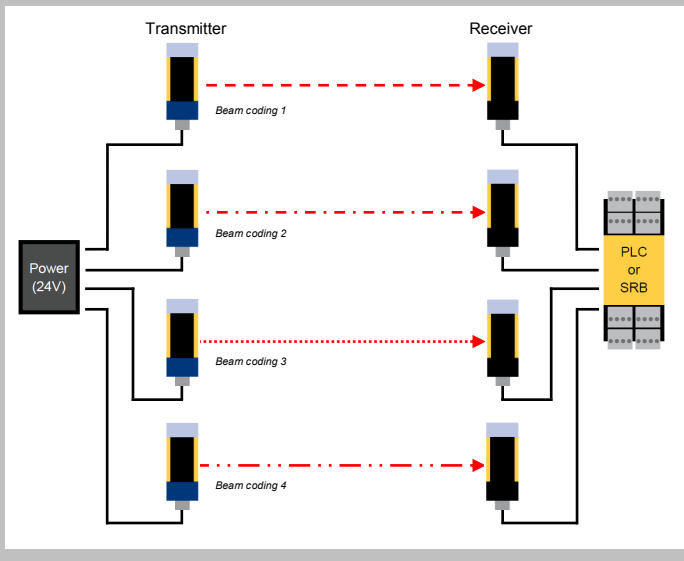
The standard range for these safety light barriers is a distance of 0.3 m to 15 m.

The SLB440-H has an extended range option, field configurable up to 75m and the version with the optional integrated heater element (-EH) can be used in areas with very low temperatures, to -30°C. The SLB440-H also has an integrated, visible LED alignment tool.

These single beam optoelectronic devices feature integrated evaluation electronics in accordance with the latest IEC 61496-1 and IEC 61496-2 standards for safety devices that function without contact. They were designed without the need for a dedicated external safety evaluation and can be integrated directly in safety circuits. The Type 4 model, SLB440 is suited for use in safety circuits up to PLe (EN 13849) or SIL3 (IEC 61508). The SLB240 is Type 2 for PLC or SIL1 applications.

4 Stage Beam Coding

These safety light barriers offer 4-stage coding. This means that up to 4 sensor pairs can be used in an application in one direction without reciprocal influence. They can be ordered preset to a specific coding, or configured in field.



Ordering Details

SLB240-ER-①-② SLB440-ER-①-②-③

- ① Preset Beam Coding:
 - 1 coding 1 (standard)
 - 2 coding 2
 - 3 coding 3
 - 4 coding 4
- ② Connection
 - ST M12 connector
 - LST 200 mm cable with M12 connector
- ③ Range / Electric Heater
 - <blank> Standard range
 - H High range
 - H-EH High range with heater

Accessories

All accessories ordered separately

Connector cables

Emitter and Receiver (auto restart)

KA-0804	5 m cable
KA-0805	10 m cable
KA-0808	20 m cable

Receiver (restart Interlock)

101209949	5 m cable
101209948	15 m cable

KA-0977	Programming cable with pushbutton
----------------	-----------------------------------

Mounting

MS-1101	Mounting kit, SLB240/440
MS-1100	Mounting kit, SLB440-H

Compatible Safety Controllers

SRB-E-201LC
SRB-E-201ST
SRB-E-301ST
SRB-E-212ST
SRB-E-322ST
SRB-E-402ST
SRB301MC

Bold part numbers are regularly stocked

Contact

Schmersal USA

15 Skyline Drive
Hawthorne, NY 10532
Tel: 914-347-4775
Fax: 914-347-1567
E-mail: salesusa@schmersal.com

Schmersal Canada

15 Regan Road, Unit # 3
Brampton, ON L7A 1E3
Tel: 905-495-7540
Fax: 905-495-7543
E-Mail: salescanada@schmersal.com